



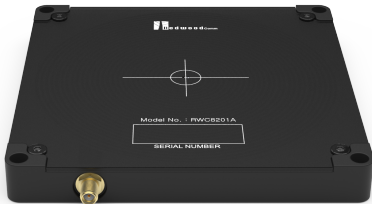
Ordering Sheet for RWC7100A Shielding Enclosure

Customer		Name	
PO #		Date	



Enclosure Body				
	Order Code	Part Name	Mounted	Extra Order Quantity
	C7100A-00	Basic Shielding Enclosure (without any modules mounted)	<input checked="" type="checkbox"/>	

Gasket Set				
	Order Code	Part Name	Mounted	Extra Order Quantity
	O7100A-91	EMI Shielding Gasket Set	<input checked="" type="checkbox"/>	

Antenna Set				
	Order Code	Part Name	Mounted (Select one)	Extra Order Quantity
	O7100A-92	RWC8201A Antenna Set (RHCP)	<input type="checkbox"/>	
	O7100A-93	RWC8201A Antenna Set (LHCP)	<input type="checkbox"/>	

Module, Type A				
	Order Code	Part Name	Mounted (Select one)	Extra Order Quantity
	5600-1000	Blank A	<input type="checkbox"/>	
	5640-1000	USB 3.0 Fiber Interface	<input type="checkbox"/>	
	5640-1100	USB 3.0 to 2.0 HUB	<input type="checkbox"/>	
	5690-Axxx	Customization Panel Type A	<input type="checkbox"/>	
Describe the required IO interfaces only for customization below				
Module, Type B (Left)				
	Order Code	Part Name	Mounted (Select one)	Extra Order Quantity
	5600-2000	Blank B	<input type="checkbox"/>	
	5630-1000	N to SMA	<input type="checkbox"/>	
	5630-2000	SMA to SMA	<input type="checkbox"/>	
	5640-2000	DB9	<input type="checkbox"/>	
5690-Bxxx	Customization Panel Type B	<input type="checkbox"/>		
Describe the required IO interfaces only for customization below				
Module, Type B (Right)				
	Order Code	Part Name	Mounted (Select one)	Extra Order Quantity
	5600-2000	Blank B	<input type="checkbox"/>	
	5630-1000	N to SMA	<input type="checkbox"/>	
	5630-2000	SMA to SMA	<input type="checkbox"/>	
	5640-2000	DB9	<input type="checkbox"/>	
5690-Bxxx	Customization Panel Type B	<input type="checkbox"/>		
Describe the required IO interfaces only for customization below				